







# VACUUMS

	Power Source Type	Voltage (V)	Mechanical Power Output (kW/bhp)	Weight (lbs.)*	Suction (mbar/in H <sub>2</sub> O)	Air Flow (L/min /cfm)	Container Capacity (L/gal.)	Suction Hose Length (m/ft.)	Power Cord Length (m/ft.)	Hose Diameter (mm)	Standard with Universal Nozzle and Crevice Tool	Wet/Dry Vacuuming Options	Switchable Nozzle	Handle with Quick Release Coupling	Multiple Filter System
<b>VACUUMS</b>															
<b>SEA 20</b>		10.8	–	2.4	80/32	1,020/36	0.8/0.2	0.5-1.5/1.6-4.9	–	–	●	–	●	–	–
<b>SE 33</b>		120	1.0/8.3	11.7	210/84	3,600/127	12.0/3.2	2.0/6.6	4.0/13.1	32	○	●	●	–	●
<b>NEW! SEA 60</b>		36	–	12.7	210	3,600/127	12.0/3.2	2.0/6.6	–	–	●	●	●	●	●
<b>SE 62</b>		120	1.0/8.3	16.5	210/84	3,600/127	20.0/5.2	2.5/8.2	5.0/16.4	32	●	●	●	–	●
<b>NEW! SEA 100</b>		36	–	16.5	190/19	3,300/116	12.0/3.2	2.4/7.8	–	–	●	●	●	●	–
<b>SE 122</b>		120	1.2/10.1	26.7	250/100	3,700/130	30.0/7.9	3.0/9.8	7.5/24.6	36	●	●	●	●	●

● Standard ○ Optional – Not Applicable \*Dry weight

**Note:** Specifications are as of Oct. 1, 2024. For most recent updates, visit [STIHLusa.com](https://www.stihlusa.com). Models and specifications are subject to change without notice. Manufacturer reserves the right to change appearance, function and components of any STIHL product without prior notice.